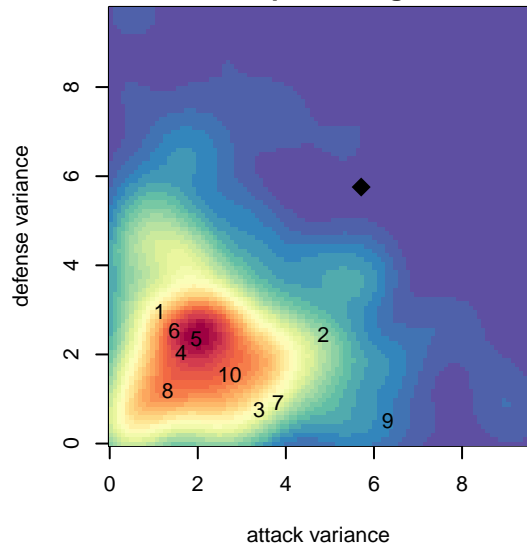
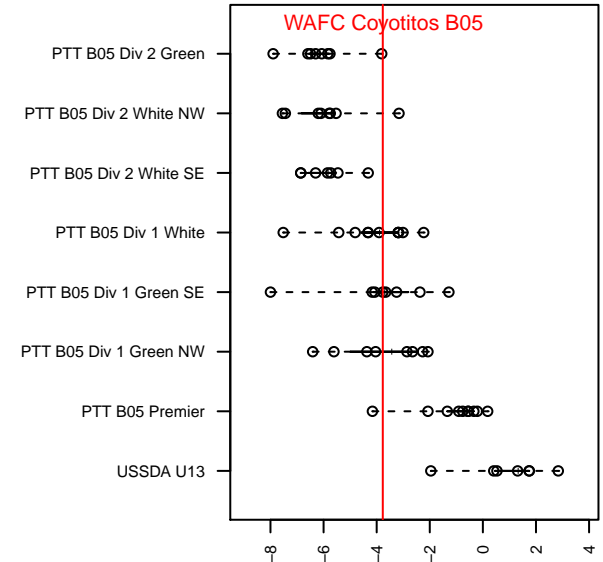
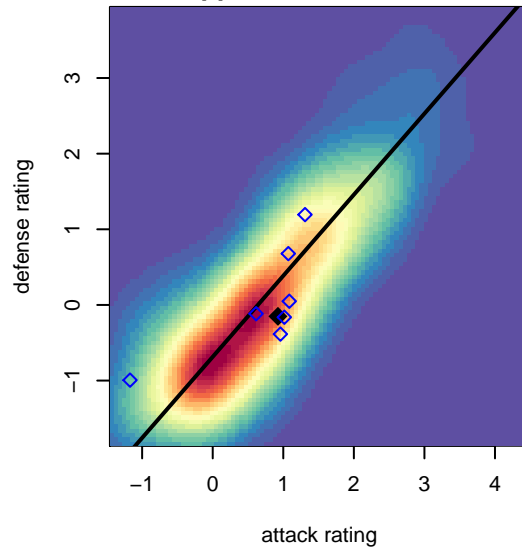




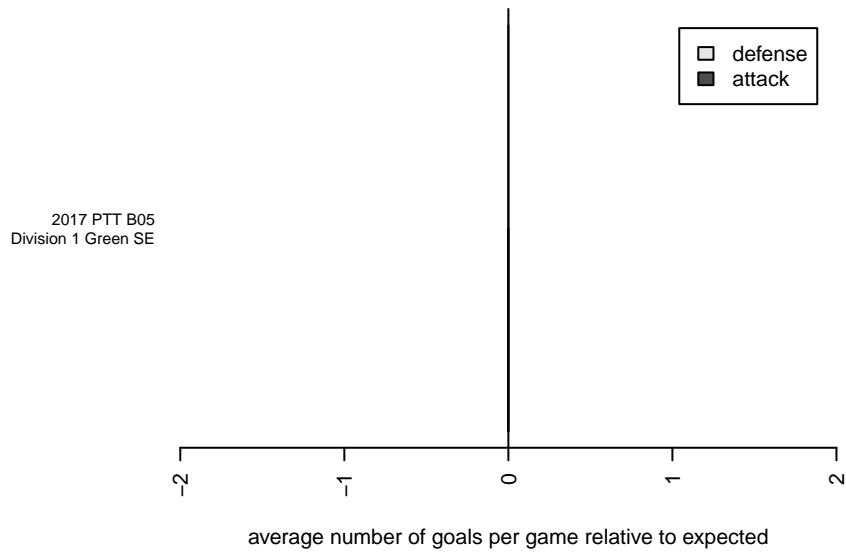
**attack and defense variance (black dot)  
relative to other teams  
and top 10 in region**



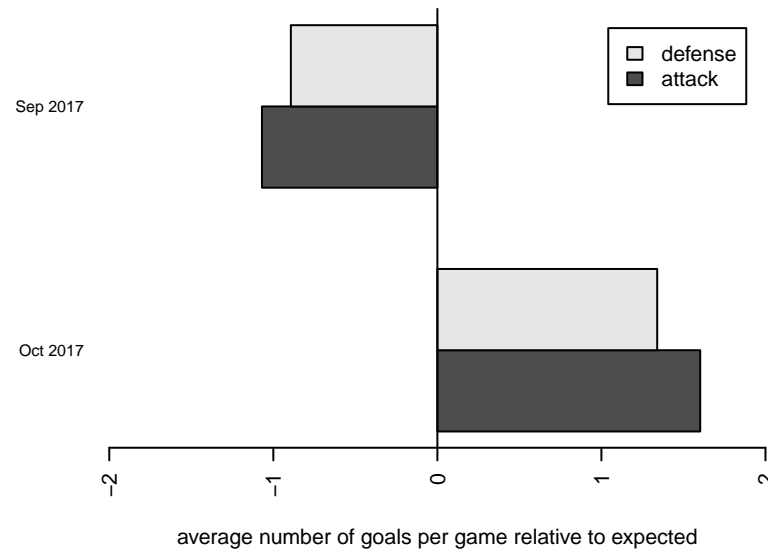
**attack and defense rating  
relative to others at age  
and all opponents in last 13 months**



**Performance relative to 13 month average**



**Performance relative to 13 month average**



<b>date</b>	<b>home</b>		<b>away</b>		<b>venue</b>	<b>pred.home</b>	<b>pred.away</b>
2017-10-28	River Plate SC Tiburones B05	1	W AFC Coyotitos B05	8	2017 PTT B05 Division 1 Green SE	2.98	3.42
2017-10-22	4-H McMinnville United B05	2	W AFC Coyotitos B05	2	2017 PTT B05 Division 1 Green SE	3.49	2.60
2017-10-14	W AFC Coyotitos B05	4	W UFC Gold B05	0	2017 PTT B05 Division 1 Green SE	1.23	3.49
2017-10-07	W AFC Coyotitos B05	6	Academia Leon B05	2	2017 PTT B05 Division 1 Green SE	6.35	0.40
2017-09-30	Southside SC Azul B05	2	W AFC Coyotitos B05	3	2017 PTT B05 Division 1 Green SE	4.61	0.80
2017-09-23	BSC HR Black B05	4	W AFC Coyotitos B05	1	2017 PTT B05 Division 1 Green SE	2.29	2.60
2017-09-17	4-H Cosmos B05	8	W AFC Coyotitos B05	0	2017 PTT B05 Division 1 Green SE	3.63	2.50
2017-09-16	W AFC Coyotitos B05	2	4-H McMinnville United B05	4	2017 PTT B05 Division 1 Green SE	2.60	3.49
2017-09-10	W AFC Coyotitos B05	0	4-H Cosmos B05	5	2017 PTT B05 Division 1 Green SE	2.50	3.63
2017-09-09	W AFC Coyotitos B05	2	River Plate SC Tiburones B05	3	2017 PTT B05 Division 1 Green SE	3.42	2.98